



ASBK RESULTS

OCEANIA JUNIOR CUP

Qualifying

Date: 28/02/20
 Event: Q01
 Weather: Mostly cloudy - Temp: 15.9C
 Track: Damp - Temp: 14.5C

Started at: 08:29:15
 Laps: 15 Min
 Starters: 19
 Printed at: 9:04


PROVISIONAL CLASSIFICATION


Pos	No	Name	Machine	Fastest Lap	On Lap	Behind Leader	Behind Prev	Top Speed
1	59	Tom DRANE (NSW) / bLU cRU Yamaha / FIM Oceania / Motul / MA / Pirelli / Ricondi / AGV	Yamaha YZF-R15	2:19.284	5 of 7			141
2	29	Hayden NELSON (NSW) / bLU cRU Yamaha / FIM Oceania / Motul / MA / Pirelli / Ricondi / AGV	Yamaha YZF-R15	2:19.287	6 of 7	.003	.003	137
3	43	Henry SNELL (QLD) / bLU cRU Yamaha / FIM Oceania / Motul / MA / Pirelli / Ricondi / AGV	Yamaha YZF-R15	2:19.870	6 of 7	.586	.583	140
4	58	Lucas QUINN (QLD) / bLU cRU Yamaha / FIM Oceania / Motul / MA / Pirelli / Ricondi / AGV	Yamaha YZF-R15	2:19.919	7 of 7	.635	.049	137
5	46	Marianos NIKOLIS (NSW) / bLU cRU Yamaha / FIM Oceania / Motul / MA / Pirelli / Ricondi / AGV	Yamaha YZF-R15	2:20.044	5 of 7	.760	.125	136
6	36	Angus GRENFELL (VIC) / bLU cRU Yamaha / FIM Oceania / Motul / MA / Pirelli / Ricondi / AGV	Yamaha YZF-R15	2:20.088	7 of 7	.804	.044	136
7	26	Cameron SWAIN (QLD) / bLU cRU Yamaha / FIM Oceania / Motul / MA / Pirelli / Ricondi / AGV	Yamaha YZF-R15	2:20.560	7 of 7	1.276	.472	140
8	22	Lincoln KNIGHT (NSW) / bLU cRU Yamaha / FIM Oceania / Motul / MA / Pirelli / Ricondi / AGV	Yamaha YZF-R15	2:20.827	5 of 7	1.543	.267	140
9	32	Jai RUSSO (NSW) / bLU cRU Yamaha / FIM Oceania / Motul / MA / Pirelli / Ricondi / AGV	Yamaha YZF-R15	2:20.901	5 of 7	1.617	.074	142
10	20	Casey MIDDLETON (QLD) / bLU cRU Yamaha / FIM Oceania / Motul / MA / Pirelli / Ricondi / AGV	Yamaha YZF-R15	2:23.101	3 of 7	3.817	2.200	138
11	50	Cameron DUNKER (NSW) / bLU cRU Yamaha / FIM Oceania / Motul / MA / Pirelli / Ricondi / AGV	Yamaha YZF-R15	2:23.260	4 of 6	3.976	.159	134
12	65	Nate O'NEILL (QLD) / bLU cRU Yamaha / FIM Oceania / Motul / MA / Pirelli / Ricondi / AGV	Yamaha YZF-R15	2:23.819	2 of 2	4.535	.559	133
13	15	Brodie GAWITH (VIC) / bLU cRU Yamaha / FIM Oceania / Motul / MA / Pirelli / Ricondi / AGV	Yamaha YZF-R15	2:23.940	2 of 7	4.656	.121	142
14	63	Clay CLEGG (NSW) / bLU cRU Yamaha / FIM Oceania / Motul / MA / Pirelli / Ricondi / AGV	Yamaha YZF-R15	2:24.158	7 of 7	4.874	.218	136
15	72	Levi RUSSO (NSW) / bLU cRU Yamaha / FIM Oceania / Motul / MA / Pirelli / Ricondi / AGV	Yamaha YZF-R15	2:24.293	6 of 6	5.009	.135	132
16	55	Varis FLEMING (VIC) / bLU cRU Yamaha / FIM Oceania / Motul / MA / Pirelli / Ricondi / AGV	Yamaha YZF-R15	2:24.977	4 of 6	5.693	.684	134
17	71	James WEAVER (NSW) / bLU cRU Yamaha / FIM Oceania / Motul / MA / Pirelli / Ricondi / AGV	Yamaha YZF-R15	2:25.893	5 of 6	6.609	.916	133
18	27	Toby JAMES (VIC) / bLU cRU Yamaha / FIM Oceania / Motul / MA / Pirelli / Ricondi / AGV	Yamaha YZF-R15	2:26.008	4 of 6	6.724	.115	133
19	24	Jamie PORT (VIC) / bLU cRU Yamaha / FIM Oceania / Motul / MA / Pirelli / Ricondi / AGV	Yamaha YZF-R15	2:26.960	6 of 6	7.676	.952	134

Current qualifying record for OJC class - 2:13.042 by Tom DRANE (NSW) on a Yamaha YZF-R15 set on 05/10/19

*** ALL RIDERS QUALIFY ***

The results are provisional until the end of the time limit for protests and appeals.



 Chief Timekeeper - Scott Laing


 Clerk of Course - Tom Williams



COMPUTIME RACE TIMING SYSTEMS PTY LTD
www.computime.com.au

E-mail: scott@computime.com.au / Ph: 0418 17 13 17





ASBK RESULTS

OCEANIA JUNIOR CUP

Qualifying

Date: 28/02/20
 Event: Q01
 Weather: Mostly cloudy - Temp: 15.9C
 Track: Damp - Temp: 14.5C


Started at: 08:29:15
 Laps: 15 Min
 Starters: 19
 Printed at: 9:04


PROVISIONAL LAP TIMES

No	Name	Lap 1	Lap 2	Lap 3	Lap 4	Lap 5	Lap 6	Lap 7
15	Brodie GAWITH (VIC)	2:26.005	2:23.940	2:25.499	2:25.576	2:26.043	2:24.782	2:24.934
20	Casey MIDDLETON (QLD)	2:28.699	2:23.666	2:23.101	2:24.490	2:23.663	2:23.963	2:23.600
22	Lincoln KNIGHT (NSW)	2:24.987	2:22.681	2:21.912	2:21.842	2:20.827	2:21.678	2:21.752
24	Jamie PORT (VIC)	2:29.424	2:28.162	2:28.276	2:27.993	2:27.106	2:26.960	
26	Cameron SWAIN (QLD)	2:25.639	2:23.033	2:22.348	2:21.906	2:20.987	2:21.313	2:20.560
27	Toby JAMES (VIC)	2:29.950	2:28.454	2:26.787	2:26.008	2:27.033	2:26.332	
29	Hayden NELSON (NSW)	2:23.903	2:21.172	2:21.814	2:21.224	2:21.287	2:19.287	2:20.123
32	Jai RUSSO (NSW)	2:24.645	2:22.619	2:21.931	2:21.746	2:20.901	2:21.566	2:21.101
36	Angus GRENFELL (VIC)	2:23.473	2:21.803	2:21.973	2:21.409	2:20.418	2:20.092	2:20.088
43	Henry SNELL (QLD)	2:23.846	2:21.842	2:20.896	2:21.536	2:20.635	2:19.870	2:20.977
46	Marianos NIKOLIS (NSW)	2:23.244	2:21.872	2:21.714	2:21.410	2:20.044	2:20.285	2:20.778
50	Cameron DUNKER (NSW)	3:14.392	2:26.190	2:23.734	2:23.260	2:23.870	2:24.222	
55	Varis FLEMING (VIC)	2:29.603	2:26.128	2:25.247	2:24.977	2:25.213	2:26.538	
58	Lucas QUINN (QLD)	2:23.178	2:21.799	2:21.568	2:21.247	2:20.515	2:20.248	2:19.919
59	Tom DRANE (NSW)	2:23.263	2:22.272	2:21.682	2:23.576	2:19.284	2:20.104	2:19.951
63	Clay CLEGG (NSW)	2:27.114	2:24.808	2:27.909	2:26.830	2:26.095	2:25.421	2:24.158
65	Nate O'NEILL (QLD)	2:28.224	2:23.819					
71	James WEAVER (NSW)	2:30.186	2:27.661	2:27.251	2:26.410	2:25.893	2:26.915	
72	Levi RUSSO (NSW)	2:33.477	4:06.393	2:45.132	2:25.199	2:24.800	2:24.293	

*** ALL RIDERS QUALIFY ***

The results are provisional until the end of the time limit for protests and appeals.



 Chief Timekeeper - Scott Laing


 Clerk of Course - Tom Williams



COMPUTIME RACE TIMING SYSTEMS PTY LTD
www.computime.com.au

E-mail: scott@computime.com.au / Ph: 0418 17 13 17





ASBK RESULTS

OCEANIA JUNIOR CUP

Qualifying

Date: 28/02/20
 Event: Q01
 Weather: Mostly cloudy - Temp: 15.9C
 Track: Damp - Temp: 14.5C

Started at: 08:29:15
 Laps: 15 Min
 Starters: 19
 Printed at: 9:04

PROVISIONAL SPLIT TIMES

Lap	Split 1	Split 2	Split 3	Split 4	Lap Time	Spd	Lap	Split 1	Split 2	Split 3	Split 4	Lap Time	Spd
15 Brodie GAWITH (VIC) (13th)							27 Toby JAMES (VIC) (18th)						
1	35.710	42.221	28.116	<u>39.958</u>	2:26.005	142	1	37.006	42.726	28.551	41.667	2:29.950	133
2	<u>34.899</u>	<u>40.212</u>	28.660	40.169	<u>2:23.940</u>	137	2	36.259	42.007	28.488	41.700	2:28.454	131
3	35.877	40.643	28.036	40.943	2:25.499	133	3	36.117	41.659	28.032	40.979	2:26.787	129
4	35.930	41.057	28.127	40.462	2:25.576	130	4	36.066	41.454	<u>27.898</u>	<u>40.590</u>	<u>2:26.008</u>	128
5	36.081	40.918	28.193	40.851	2:26.043	130	5	35.772	41.722	28.225	41.314	2:27.033	129
6	35.804	40.472	<u>27.840</u>	40.666	2:24.782	128	6	<u>35.765</u>	<u>41.390</u>	27.969	41.208	2:26.332	129
7	35.356	40.834	28.289	40.455	2:24.934	132							
20 Casey MIDDLETON (QLD) (10th)							29 Hayden NELSON (NSW) (2nd)						
1	35.245	43.364	28.802	41.288	2:28.699	134	1	35.452	41.264	27.353	39.834	2:23.903	136
2	<u>34.193</u>	40.874	<u>27.998</u>	<u>40.601</u>	2:23.666	138	2	34.670	39.767	27.577	<u>39.158</u>	2:21.172	137
3	34.478	39.731	28.285	40.607	<u>2:23.101</u>	134	3	34.714	39.730	27.273	40.097	2:21.814	134
4	35.016	40.692	28.142	40.640	2:24.490	130	4	34.969	39.595	27.034	39.626	2:21.224	131
5	35.008	39.836	28.200	40.619	2:23.663	130	5	34.521	40.088	27.021	39.657	2:21.287	134
6	35.013	39.924	28.195	40.831	2:23.963	128	6	<u>33.776</u>	39.190	<u>26.726</u>	39.595	<u>2:19.287</u>	137
7	34.792	<u>39.350</u>	28.522	40.936	2:23.600	129	7	34.433	<u>38.792</u>	27.438	39.460	2:20.123	127
22 Lincoln KNIGHT (NSW) (8th)							32 Jai RUSSO (NSW) (9th)						
1	34.960	41.997	27.914	40.116	2:24.987	140	1	35.122	41.843	27.948	39.732	2:24.645	142
2	34.763	40.351	27.507	40.060	2:22.681	136	2	34.643	40.191	27.880	39.905	2:22.619	139
3	34.740	40.242	27.383	39.547	2:21.912	131	3	35.063	39.727	27.729	39.412	2:21.931	131
4	35.403	<u>39.636</u>	<u>27.015</u>	39.788	2:21.842	130	4	35.180	39.614	27.472	39.480	2:21.746	130
5	34.676	39.772	27.456	<u>38.923</u>	<u>2:20.827</u>	135	5	<u>34.627</u>	39.786	<u>27.208</u>	<u>39.280</u>	<u>2:20.901</u>	135
6	35.377	39.695	27.193	39.413	2:21.678	130	6	35.173	39.610	27.243	39.540	2:21.566	130
7	<u>34.474</u>	39.878	27.573	39.827	2:21.752	137	7	34.880	<u>39.307</u>	27.523	39.391	2:21.101	134
24 Jamie PORT (VIC) (19th)							36 Angus GRENFELL (VIC) (6th)						
1	36.094	42.814	28.784	41.732	2:29.424	134	1	34.547	40.412	27.873	40.641	2:23.473	134
2	35.941	41.928	28.915	41.378	2:28.162	133	2	34.316	39.493	27.406	40.588	2:21.803	134
3	<u>35.669</u>	42.238	28.945	41.424	2:28.276	131	3	34.632	39.547	27.641	40.153	2:21.973	130
4	35.834	42.250	28.558	41.351	2:27.993	128	4	34.814	39.267	27.439	39.889	2:21.409	133
5	36.046	<u>41.406</u>	28.381	41.273	2:27.106	128	5	34.276	39.290	27.224	<u>39.628</u>	2:20.418	130
6	36.079	41.893	<u>28.242</u>	<u>40.746</u>	<u>2:26.960</u>	127	6	34.271	39.520	<u>26.660</u>	39.641	2:20.092	136
							7	<u>33.837</u>	<u>38.995</u>	27.536	39.720	<u>2:20.088</u>	132
26 Cameron SWAIN (QLD) (7th)							43 Henry SNELL (QLD) (3rd)						
1	35.533	41.831	27.644	40.631	2:25.639	140	1	35.915	41.159	27.332	39.440	2:23.846	137
2	34.980	40.779	27.457	39.817	2:23.033	134	2	34.863	39.941	27.346	39.692	2:21.842	136
3	34.936	40.000	27.507	39.905	2:22.348	137	3	34.183	39.638	27.291	39.784	2:20.896	140
4	34.808	40.074	27.206	39.818	2:21.906	132	4	34.881	39.737	27.479	39.439	2:21.536	132
5	34.264	39.859	27.095	39.769	2:20.987	137	5	34.497	39.210	27.195	39.733	2:20.635	134
6	34.592	39.937	<u>27.025</u>	39.759	2:21.313	132	6	<u>34.147</u>	39.571	<u>26.823</u>	39.329	<u>2:19.870</u>	138
7	<u>34.203</u>	<u>39.423</u>	27.282	<u>39.652</u>	<u>2:20.560</u>	133	7	34.438	<u>39.171</u>	28.099	<u>39.269</u>	2:20.977	131


Scott Laing
 Chief Timekeeper - Scott Laing

Tom Williams
 Clerk of Course - Tom Williams



COMPUTIME RACE TIMING SYSTEMS PTY LTD
www.computime.com.au

E-mail: scott@computime.com.au / Ph: 0418 17 13 17





ASBK RESULTS

OCEANIA JUNIOR CUP

Qualifying

Date: 28/02/20
 Event: Q01
 Weather: Mostly cloudy - Temp: 15.9C
 Track: Damp - Temp: 14.5C


Started at: 08:29:15
 Laps: 15 Min
 Starters: 19
 Printed at: 9:04

PROVISIONAL SPLIT TIMES

Lap	Split 1	Split 2	Split 3	Split 4	Lap Time	Spd	Lap	Split 1	Split 2	Split 3	Split 4	Lap Time	Spd
46 Marianos NIKOLIS (NSW) (5th)							3	34.156	40.226	27.011	40.289	2:21.682	136
1	34.695	41.634	26.906	40.009	2:23.244	134	4	35.559	40.734	27.328	39.955	2:23.576	132
2	34.775	40.194	27.043	39.860	2:21.872	136	5	34.043	39.411	26.730	39.100	2:19.284	137
3	34.451	40.275	27.218	39.770	2:21.714	136	6	34.182	39.563	26.748	39.611	2:20.104	137
4	34.179	40.569	27.321	39.341	2:21.410	135	7	34.254	39.564	27.176	38.957	2:19.951	141
5	34.292	39.982	26.885	38.885	2:20.044	136	63 Clay CLEGG (NSW) (14th)						
6	34.314	39.145	26.933	39.893	2:20.285	133	1	35.876	43.142	28.040	40.056	2:27.114	136
7	35.061	39.334	27.185	39.198	2:20.778	127	2	34.761	41.012	28.583	40.452	2:24.808	135
50 Cameron DUNKER (NSW) (11th)							3	35.419	42.182	29.133	41.175	2:27.909	132
1	34.352	1:30.789	28.162	41.089	3:14.392	134	4	35.935	41.836	28.155	40.904	2:26.830	129
2	36.938	40.230	28.336	40.686	2:26.190	125	5	35.797	41.270	28.291	40.737	2:26.095	131
3	34.787	40.199	28.144	40.604	2:23.734	129	6	35.269	40.801	28.179	41.172	2:25.421	129
4	35.304	39.845	27.649	40.462	2:23.260	129	7	35.534	40.256	28.145	40.223	2:24.158	130
5	35.395	40.275	27.844	40.356	2:23.870	128	65 Nate O'NEILL (QLD) (12th)						
6	35.852	40.221	27.775	40.374	2:24.222	129	1	35.542	42.898	28.695	41.089	2:28.224	133
55 Varis FLEMING (VIC) (16th)							2	34.927	40.169	27.983	40.740	2:23.819	132
1	36.163	43.345	28.697	41.398	2:29.603	134	71 James WEAVER (NSW) (17th)						
2	35.479	41.228	28.159	41.262	2:26.128	133	1	37.053	42.691	28.989	41.453	2:30.186	131
3	34.996	41.114	27.955	41.182	2:25.247	132	2	36.351	41.643	28.649	41.018	2:27.661	133
4	34.947	41.004	28.022	41.004	2:24.977	129	3	36.175	41.724	28.541	40.811	2:27.251	132
5	35.311	40.926	27.993	40.983	2:25.213	130	4	36.058	41.344	28.382	40.626	2:26.410	132
6	36.363	41.093	27.916	41.166	2:26.538	124	5	35.920	41.174	28.282	40.517	2:25.893	132
58 Lucas QUINN (QLD) (4th)							6	36.104	41.581	28.400	40.830	2:26.915	133
1	34.948	41.096	27.596	39.538	2:23.178	136	72 Levi RUSSO (NSW) (15th)						
2	34.554	39.547	27.741	39.957	2:21.799	137	1	38.553	44.001	29.093	41.830	2:33.477	129
3	34.406	39.721	27.539	39.902	2:21.568	135	2	36.618	43.183	30.364	2:16.228	4:06.393	131
4	34.580	39.869	27.546	39.252	2:21.247	133	3	54.048	41.997	28.274	40.813	2:45.132 P	
5	34.600	39.814	27.002	39.099	2:20.515	134	4	36.073	40.880	27.640	40.606	2:25.199	131
6	33.820	39.851	27.484	39.093	2:20.248	136	5	35.521	40.868	27.720	40.691	2:24.800	130
7	34.041	39.196	27.713	38.969	2:19.919	136	6	35.406	40.115	27.557	41.215	2:24.293	132
59 Tom DRANE (NSW) (1st)													
1	34.997	40.499	27.493	40.274	2:23.263	133							
2	34.902	40.062	27.132	40.176	2:22.272	132							

*** ALL RIDERS QUALIFY ***

The results are provisional until the end of the time limit for protests and appeals.



 Chief Timekeeper - Scott Laing


 Clerk of Course - Tom Williams



COMPUTIME RACE TIMING SYSTEMS PTY LTD
www.computime.com.au

E-mail: scott@computime.com.au / Ph: 0418 17 13 17





ASBK RESULTS

OCEANIA JUNIOR CUP

Qualifying

Date: 28/02/20
 Event: Q01
 Weather: Mostly cloudy - Temp: 15.9C
 Track: Damp - Temp: 14.5C


Started at: 08:29:15
 Laps: 15 Min
 Starters: 19
 Printed at: 9:04


PROVISIONAL FASTEST LAPS SEQUENCE

Race Time	No	Name	Machine	Fastest Lap	On Lap
2:43.279	59	Tom DRANE (NSW)	Yamaha YZF-R15	2:23.263	1
2:43.823	58	Lucas QUINN (QLD)	Yamaha YZF-R15	2:23.178	1
5:05.233	36	Angus GRENFELL (VIC)	Yamaha YZF-R15	2:21.803	2
5:05.615	29	Hayden NELSON (NSW)	Yamaha YZF-R15	2:21.172	2
7:27.221	43	Henry SNELL (QLD)	Yamaha YZF-R15	2:20.896	3
12:08.874	46	Marianos NIKOLIS (NSW)	Yamaha YZF-R15	2:20.044	5
12:10.093	59	Tom DRANE (NSW)	Yamaha YZF-R15	2:19.284	5

*** ALL RIDERS QUALIFY ***

The results are provisional until the end of the time limit for protests and appeals.



 Chief Timekeeper - Scott Laing


 Clerk of Course - Tom Williams



COMPUTIME RACE TIMING SYSTEMS PTY LTD
www.computime.com.au

E-mail: scott@computime.com.au / Ph: 0418 17 13 17





ASBK RESULTS

OCEANIA JUNIOR CUP

Qualifying

Date: 28/02/20
 Event: Q01
 Weather: Mostly cloudy - Temp: 15.9C
 Track: Damp - Temp: 14.5C


Started at: 08:29:15
 Laps: 15 Min
 Starters: 19
 Printed at: 9:04

PROVISIONAL BEST PARTIAL TIMES

Pos	Split 1		Split 2		Split 3		Split 4		LAP		Ideal	Fastest
	Name	Time	Name	Time	Name	Time	Name	Time	Name	Time		
1	H. NELSON	33.776	H. NELSON	38.792	A. GRENFELL	26.660	M. NIKOLIS	38.885	H. NELSON	2:18.452	2:19.287	
2	L. QUINN	33.820	A. GRENFELL	38.995	H. NELSON	26.726	L. KNIGHT	38.923	L. QUINN	2:18.987	2:19.919	
3	A. GRENFELL	33.837	M. NIKOLIS	39.145	T. DRANE	26.730	T. DRANE	38.957	M. NIKOLIS	2:19.094	2:20.044	
4	T. DRANE	34.043	H. SNELL	39.171	H. SNELL	26.823	L. QUINN	38.969	A. GRENFELL	2:19.120	2:20.088	
5	H. SNELL	34.147	L. QUINN	39.196	M. NIKOLIS	26.885	H. NELSON	39.158	T. DRANE	2:19.141	2:19.284	
6	M. NIKOLIS	34.179	J. RUSSO	39.307	L. QUINN	27.002	H. SNELL	39.269	H. SNELL	2:19.410	2:19.870	
7	C. MIDDLETON	34.193	C. MIDDLETON	39.350	L. KNIGHT	27.015	J. RUSSO	39.280	L. KNIGHT	2:20.048	2:20.827	
8	C. SWAIN	34.203	T. DRANE	39.411	C. SWAIN	27.025	A. GRENFELL	39.628	C. SWAIN	2:20.303	2:20.560	
9	C. DUNKER	34.352	C. SWAIN	39.423	J. RUSSO	27.208	C. SWAIN	39.652	J. RUSSO	2:20.422	2:20.901	
10	L. KNIGHT	34.474	L. KNIGHT	39.636	L. RUSSO	27.557	B. GAWITH	39.958	C. MIDDLETON	2:22.142	2:23.101	
11	J. RUSSO	34.627	C. DUNKER	39.845	C. DUNKER	27.649	C. CLEGG	40.056	C. DUNKER	2:22.202	2:23.260	
12	C. CLEGG	34.761	L. RUSSO	40.115	B. GAWITH	27.840	C. DUNKER	40.356	B. GAWITH	2:22.909	2:23.940	
13	N. O'NEILL	34.883	N. O'NEILL	40.169	T. JAMES	27.898	J. WEAVER	40.517	C. CLEGG	2:23.113	2:24.158	
14	B. GAWITH	34.899	B. GAWITH	40.212	V. FLEMING	27.916	T. JAMES	40.590	L. RUSSO	2:23.684	2:24.293	
15	V. FLEMING	34.947	C. CLEGG	40.256	N. O'NEILL	27.983	C. MIDDLETON	40.601	N. O'NEILL	2:23.775	2:23.819	
16	L. RUSSO	35.406	V. FLEMING	40.926	C. MIDDLETON	27.998	L. RUSSO	40.606	V. FLEMING	2:24.772	2:24.977	
17	J. PORT	35.669	J. WEAVER	41.174	C. CLEGG	28.040	N. O'NEILL	40.740	T. JAMES	2:25.643	2:26.008	
18	T. JAMES	35.765	T. JAMES	41.390	J. PORT	28.242	J. PORT	40.746	J. WEAVER	2:25.893	2:25.893	
19	J. WEAVER	35.920	J. PORT	41.406	J. WEAVER	28.282	V. FLEMING	40.983	J. PORT	2:26.063	2:26.960	

*** ALL RIDERS QUALIFY ***

The results are provisional until the end of the time limit for protests and appeals.



 Chief Timekeeper - Scott Laing


 Clerk of Course - Tom Williams



COMPUTIME RACE TIMING SYSTEMS PTY LTD
www.computime.com.au

E-mail: scott@computime.com.au / Ph: 0418 17 13 17





ASBK RESULTS

OCEANIA JUNIOR CUP

Date: 28/02/20
Event: Q01
Weather: Mostly cloudy - Temp: 15.9C
Track: Damp - Temp: 14.5C

Started at: 08:29:15
Laps: 15 Min
Starters: 19
Printed at: 9:04

PROVISIONAL GRID SHEET



1	59	1 T. DRANE 2:19.284	29	2 H. NELSON 2:19.287	43	3 H. SNELL 2:19.870
2	58	4 L. QUINN 2:19.919	46	5 M. NIKOLIS 2:20.044	36	6 A. GRENFELL 2:20.088
3	26	7 C. SWAIN 2:20.560	22	8 L. KNIGHT 2:20.827	32	9 J. RUSSO 2:20.901
4	20	10 C. MIDDLETON 2:23.101	50	11 C. DUNKER 2:23.260	65	12 N. O'NEILL 2:23.819
5	15	13 B. GAWITH 2:23.940	63	14 C. CLEGG 2:24.158	72	15 L. RUSSO 2:24.293
6	55	16 V. FLEMING 2:24.977	71	17 J. WEAVER 2:25.893	27	18 T. JAMES 2:26.008
7	24	19 J. PORT 2:26.960				


Chief Timekeeper - Scott Laing

Clerk of Course - Tom Williams



COMPUTIME RACE TIMING SYSTEMS PTY LTD
www.computime.com.au

E-mail: scott@computime.com.au / Ph: 0418 17 13 17





ASBK RESULTS

OCEANIA JUNIOR CUP

Qualifying

Date: 28/02/20
Event: Q01
Weather: Mostly cloudy - Temp: 15.9C
Track: Damp - Temp: 14.5C

Started at: 08:29:15
Laps: 15 Min
Starters: 19
Printed at: 9:04

PROVISIONAL RACE INFORMATION

Time Description

08:29:15 Event Start
08:44:17 Chequered Flag
08:47:08 Event Finish

*** ALL RIDERS QUALIFY ***

The results are provisional until the end of the time limit for protests and appeals.

Chief Timekeeper - Scott Laing

Clerk of Course - Tom Williams



COMPUTIME RACE TIMING SYSTEMS PTY LTD
www.computime.com.au

E-mail: scott@computime.com.au / Ph: 0418 17 13 17

